
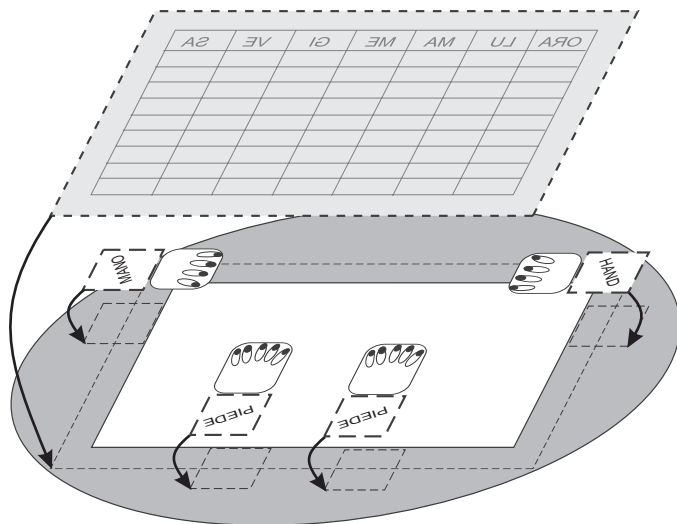


Fai da te

Luis - Orario (prima parte)



<http://tirolatlas.uibk.ac.at>



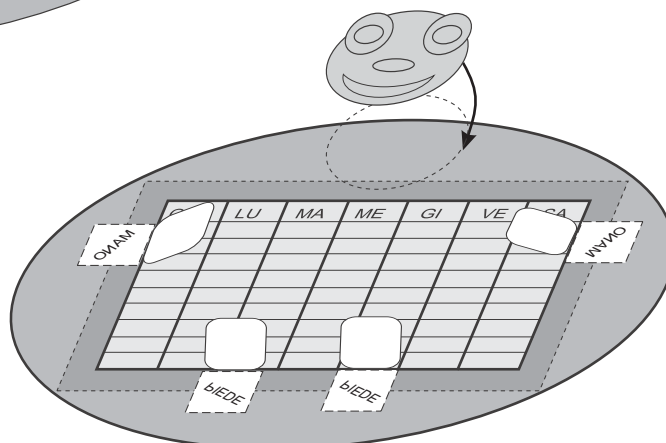
Come si fa


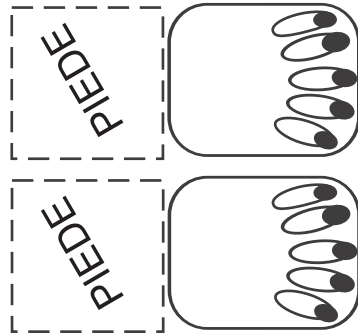
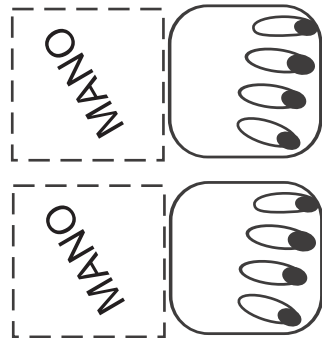
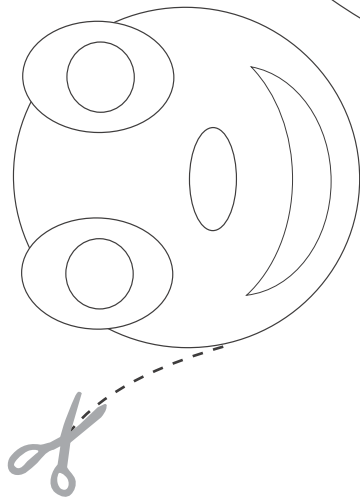
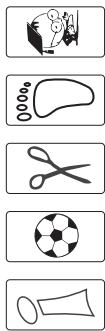
Ritaglia tutti pezzi: mani, piedi, testa, orario e sfondo per l'orario.

Incolla le zampe e l'orario sul retro dello sfondo come disegnato accanto.

Incolla prima le mani e i piedi con la parte delle zampe girato verso di te. Al contrario incollate l'orario girato sul retro.

Infine incolla la testa sullo sfondo davanti al centro, dove è segnalato.





ritagliare parte interna



Fai da te

Luis - Orario (seconda parte)